







Fishing For Faith Activity Sheet

cut around the fishes



Fishing For Faith Activity Sheet

instructions

GoodNews to you kids!

Just like Jesus called His disciples to be fishers of men, we can share God's love with others too! You can do this fun activity at home by downloading & printing our 'Fishing For Faith' activity sheet. Let's scoop up kindness, love, and faith—just like we're catching these fish!

Step 1:

Print out the *Fishing for Faith* activity sheet.

Step 2:

Carefully cut out each fish shape, taking extra care when using scissors.

Step 3:

Cover both sides of the fish cutouts with clear tape. This will make them waterproof and help them float on water.

Step 4:

Fill a bowl with water, then place the paper fish into the bowl.

Step 5:

Time to fish! Use a sieve to scoop up as many fish as you can. See how many you can catch in one go!